

Identifying desiccation – sensitive seeds

Technical Information Sheet 10

The first stage in developing an *ex-situ* conservation strategy for a particular plant species is to determine seed storage behaviour. Seed desiccation sensitivity may limit the conservation of some species, particularly trees and shrubs from wet tropical habitats. This information sheet provides practical guidance on identifying desiccation sensitive seeds.

Seed storage behaviour refers to the capacity of seeds to survive desiccation:

- Desiccation tolerant, or orthodox, seeds can be dried, without damage, to low moisture content (mc). Seed longevity increases with reductions in mc and temperature in a quantifiable and predictable way.
- Desiccation sensitive, or recalcitrant, seeds do not survive drying to any large degree, and are thus not amenable to long-term storage, although the critical moisture level for survival varies among species.
- Intermediate seeds tolerate drying to around 8% mc. They generally lose viability more rapidly at low temperature and do not withstand storage at -20°C.

How do you know if seeds are desiccation sensitive?

Check the [Seed Storage Predictor Tool](#):

The tool uses storage behaviour, climate and elevation, woodiness, seed mass and dispersal mode alongside taxonomic relationship to related taxa with known storage behaviour to predict the probability of recalcitrance (Wyse & Dickie, 2018).

Literature search:

Carry out an initial literature search including online databases like the Seed Information Database (SID) at the species or genus level.

Desiccation tolerance screening:

Protocols, e.g. Hong & Ellis (1996), to determine seed storage behaviour are based on drying seeds to two or three different moisture levels and assessing




Figure 1: *Washingtonia filifera*, a palm species proven to be desiccation tolerant using the 100-seed test.

percentage germination. To date 540 species with desiccation-sensitive seeds have been identified by the Millennium Seed Bank (MSB), using such methods (Fig. 1).

Most of these are trees and shrubs; very few herbaceous species produce desiccation-sensitive seeds.

If very few seeds are available, a 100-seed test (see Box 1) can provide a preliminary indication of desiccation tolerance.

Seed morphology:

A good indication of desiccation sensitivity is provided by seed morphology. With the exception of

palms (Fig. 2), desiccation sensitive seeds tend to be large with thin seeds coats. A recently developed model (see Box 3) uses seed weight and seed coat ratio (SCR = seed coat : whole seed mass) to predict the likelihood of woody species possessing desiccation sensitive seeds.

Seed provenance:

This can also provide clues about the likelihood of desiccation tolerance:

- Tropical rainforest species are more likely to produce desiccation sensitive seeds.
- Savannah species are more likely to produce desiccation tolerant seeds.
- Palms from dryland habitats nearly always have desiccation tolerant seeds.
- In drier habitats, species which shed their seeds during the wet season are more likely to have desiccation sensitive seeds than species that shed seeds during the dry season.
- Contrary to common belief, most aquatic species produce orthodox seeds.

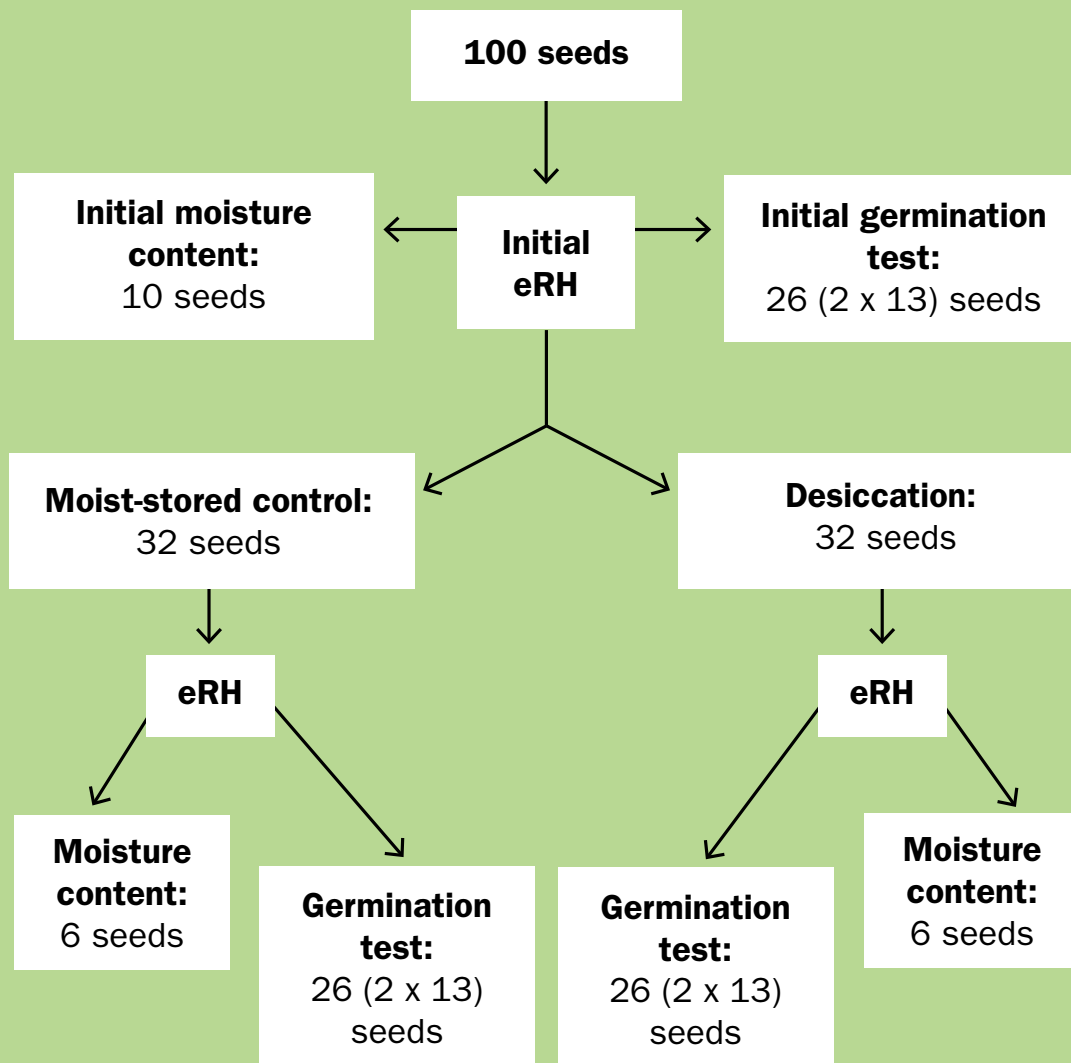


Figure 2: Longitudinal section of an *Aesculus hippocastanum* seed, a desiccation sensitive species - note the thin seed coat in comparison to seed size.

Box 1: 100-seed test for desiccation tolerance

(adapted from Pritchard *et al.*, 2004)

- Determine the initial equilibrium relative humidity (eRH) of the seed lot with a hygrometer, using sufficient seeds to fill the sample chamber (see [Technical Information Sheet 05](#)).
- Determine the moisture content (ISTA, 2007) of 10 individual seeds.
- Carry out an initial germination test, at an optimum temperature for the species, on two samples of 13 seeds.
- Dry 32 seeds by mixing them with an equal weight of silica gel in a suitable sealed container. At the same time, place 32 control seeds at high humidity in a sealed container, using moistened vermiculite or filter paper for example, to maintain humid conditions. Hold both samples in an incubator at 15°C (for temperate species) or 25°C (for tropical species).
- For the desiccated sample, change the silica gel and weigh the seeds every 1-3 days, depending on seed size. As the seeds dry and their weight decreases, the frequency of weighing can be reduced. When the seeds reach a constant weight at equilibrium, usually after 2-3 weeks, determine eRH. The sample should be dried to around 15% eRH. Take 6 seeds to determine the moisture content after desiccation.
- The container holding the moist-stored control seeds should be opened every 1-3 days to allow aeration. Remove the control sample from moist storage, at the same time as terminating the desiccated sample. Determine eRH and take 6 seeds to determine moisture content of the control sample, as above.
- Carry out germination tests on two samples of 13 seeds from both the desiccated sample and the moist-stored control sample.
- Plot germination progress curves (% germination x incubation period) for initial germination of fresh seeds, germination after desiccation and germination after moist storage (Fig. 3). Note that this method will distinguish between desiccation tolerant and desiccation sensitive species, but will not determine species classed as Intermediate.



False Negatives

Desiccation tolerance screening can sometimes produce misleading results. Seeds that germinate after drying must be desiccation tolerant, but seeds that do not germinate are not always desiccation sensitive.

Failure to germinate may be due to:

Seed immaturity

- Immature seeds are desiccation sensitive. The majority of orthodox seeds acquire full desiccation tolerance shortly before natural dispersal. Ensure that you only use fully ripe seeds in desiccation tolerance screening tests.

Box 2: Tetrazolium viability test (ISTA, 2007)

This test is used to determine whether an ungerminated or partially germinated seed is still alive (viable) or is dead.

- Allow a seed sample to imbibe, leaving the seeds overnight at 20°C in a petri dish over a water bath for example, then carefully dissect each seed to expose the embryo.
- Immerse the seeds in 1% buffered triphenyl tetrazolium chloride (TTC or TZ) solution in the dark for 1-2 days.
- Cut the seeds and examine by eye or using a microscope.
- Living tissue will stain various shades of red, due to the action of dehydrogenase enzymes, whilst dead material remains unstained.

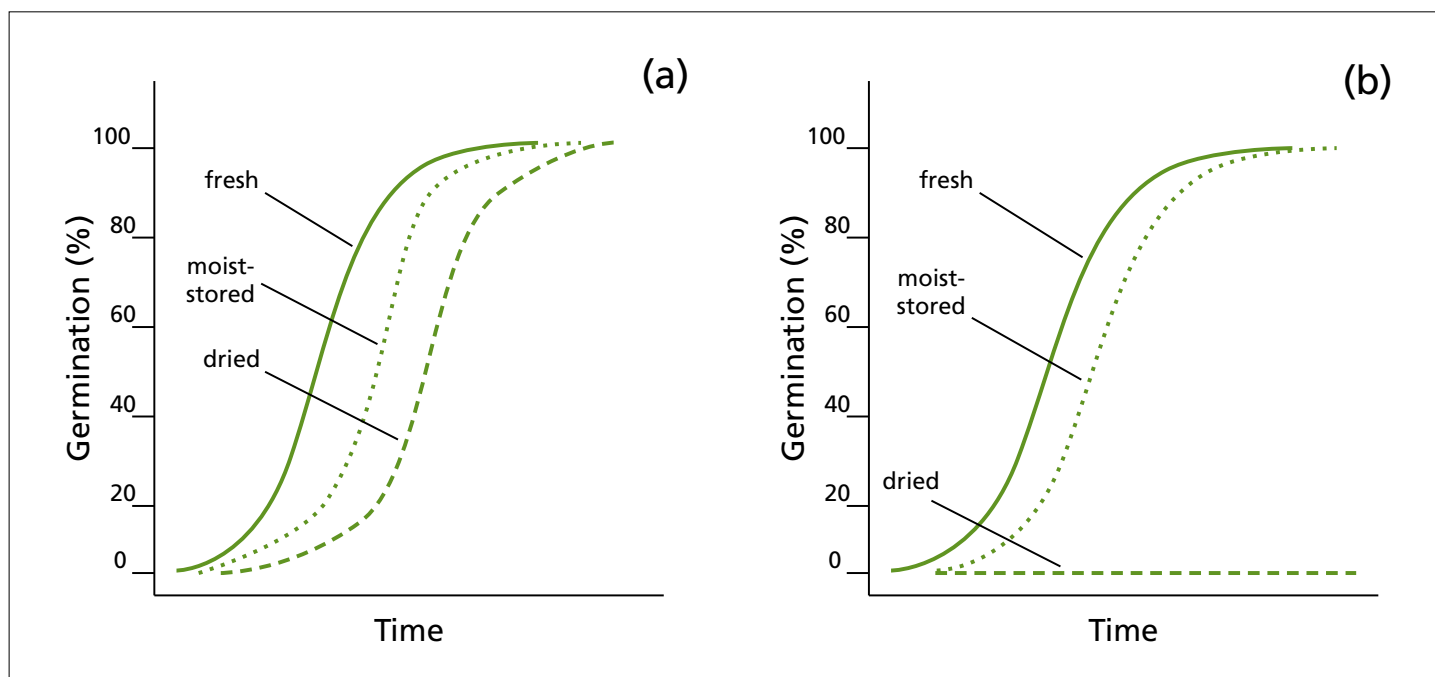


Figure 3: 100-seed test for desiccation tolerance - typical germination progress curves for (a) a desiccation tolerant species, and (b) a desiccation sensitive species.

Box 3: Predicting desiccation sensitivity in woody species

(adapted from Daws *et al.*, 2006)

- Collect a sample of fruits at natural dispersal; remove and clean seeds, but do not remove the woody endocarp surrounding seeds formed in berries or drupes.
- Dissect a minimum of eight individual seeds (dispersal unit) into their component parts: endocarp/testa and embryo/endosperm.
- Dry at 103°C for 17 hours (ISTA, 2007) and determine dry weight.
- Calculate Seed Coat Ratio (SCR) as follows:

$$\text{SCR} = \frac{\text{dry weight of the covering structures (endocarp and testa)}}{\text{dry weight of the total dispersal unit}}$$

- Use the following equation to predict the likelihood of desiccation sensitivity (P):

$$P = \frac{e^{3.269 - 9.974a + 2.156b}}{1 + e^{3.269 - 9.974a + 2.156b}}$$

where **a** is SCR and **b** is log₁₀ (seed dry weight) in grams. This calculation can easily be carried out by inserting the following formula into a spreadsheet such as Excel (typed on one line (Fig. 4)):

$$= \text{EXP}((3.269 + (-9.974 * B4) + (2.156 * \text{LOG}(B5)))) / (1 + \text{EXP}((3.269 + (-9.974 * B4) + (2.156 * \text{LOG}(B5))))))$$

If P is greater than 0.5, species are likely to be desiccation sensitive.

Non-optimal germination conditions

- If seeds are thought to be dormant, use an appropriate dormancy breaking treatment such as warm/cold stratification or mechanical scarification. Also ensure that appropriate environmental cues are applied, including alternating temperatures, light, nitrate or smoke treatment. Carry out a cut-test (see [Technical Information Sheet 13a](#)) on any ungerminated seeds at the end of the germination test. Fresh, firm seeds are more likely to be dormant than desiccation sensitive. Carry out a tetrazolium viability test to identify dormant seeds (see Box 2).

Incipient germination

- As seeds begin to germinate, they lose tolerance to desiccation. If seeds are held in moist conditions for too long they may start to germinate. Carry out desiccation tolerance screening as soon as possible after collection.

Acknowledgements

K. Gold & F. Hay,
Royal Botanic Gardens, Kew

Further reading

Daws M.I., Garwood N.C. and Pritchard H.W. (2006). Prediction of desiccation sensitivity in seeds of woody species: a probabilistic model based on two seed traits and 104 species. *Annals of Botany* 97: 667-674 (open access article).

Daws M.I., Garwood N.C. and Pritchard H.W. (2005). Traits of recalcitrant seeds in a semi-deciduous tropical forest in Panama: some ecological implications. *Functional Ecology* 19 (5): 874–885.

Equipment specifications*

Description	Model/Product	Supplier
Lab-based hygrometer (For alternatives see Technical Information Sheet 05)	HC2-AW sensor with USB interface, connected to laptop/PC running HW4-E software. Range: 0 to 100% RH, -40 to 85 °C.	Rotronic Instruments (UK) Ltd. www.rotronic.com
Fan-assisted ventilated oven	Moisture Extraction Oven with Digital Controls	Genlab www.genlab.co.uk
Cooled incubator with auto-defrost cycle	LMS280 free-standing incubator	LMS Ltd. www.lms.ltd.uk

*Please note that the above equipment is used by the Millennium Seed Bank and has been chosen carefully using our many years' experience. The list of suppliers is for guidance only and does not represent an endorsement by the Royal Botanic Gardens, Kew. The manufacturer's instructions must be followed when using any of the equipment referred to in this Information Sheet.

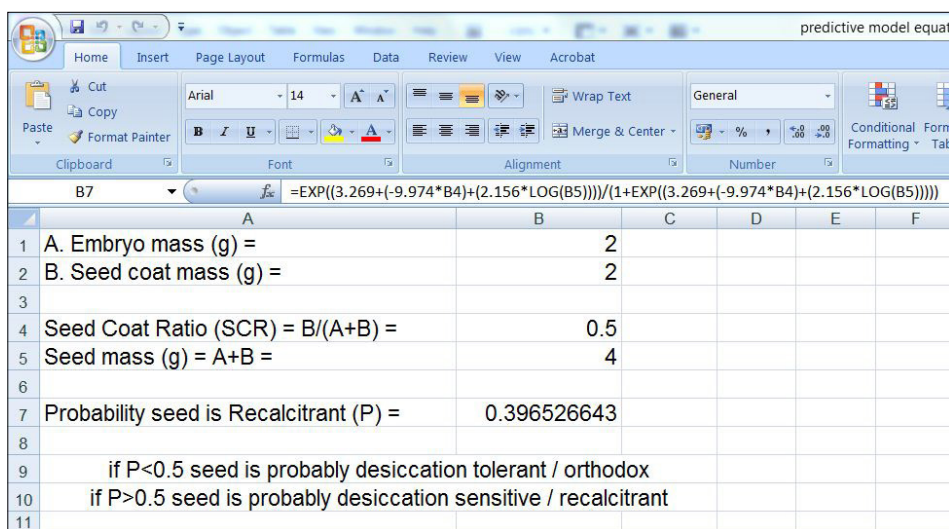


Figure 4: Excel screen shot, showing formula for desiccation sensitivity calculation.

Hay F.R., Probert R.J., Marro J. and Dawson M. (2000). Towards the *ex-situ* conservation of aquatic angiosperms: a review of seed storage behaviour, pp. 161–177. In: M. Black, K.J. Bradford and J. Vazquez-Ramos (eds), *Seed Biology: advances and applications*. Commonwealth Agricultural Bureaux International, Wallingford, UK.

Hong T.D. and Ellis R.H. (1996). A protocol to determine seed storage behaviour. IPGRI Technical bulletin No.1. International Plant Genetic Resources Institute, Rome, Italy.

ISTA (2007). *International Rules for Seed Testing*. International Seed Testing Association, Bassersdorf, Switzerland.

Leist N. and Krämer S. (2003). Working sheets on tetrazolium testing, 1st edition 2003. International Seed Testing Association, Bassersdorf, Switzerland.

Pritchard H.W., Daws M.I., Fletcher B., Gamén C., Msanga H. and Omondi W. (2004). Ecological correlates of seed desiccation tolerance in tropical African dryland trees. *American Journal of Botany* 91 (6): 863-870.

Pritchard H.W., Wood C.B., Hodges S. and Vautier H.J. (2004). 100-seed test for desiccation tolerance and germination: a case study on eight tropical palm species. *Seed Science and Technology* 32 (2): 393-403.

Tweddle J.C., Dickie, J.B. Baskin C.C. and Baskin J.M. (2003). Ecological aspects of seed desiccation sensitivity. *Journal of Ecology* 91 (2): 294-304.

Wyse, S.V. and Dickie, J.B. (2017). Taxonomic affinity, habitat and seed mass strongly predict seed desiccation response: a boosted regression trees analysis based on 17 539 species. *Annals of Botany* 121 (1): 71-83. DOI: [10.1093/aob/mcx128](https://doi.org/10.1093/aob/mcx128)